

Mathematical Statistics I

Chapter 3: Joint Distributions

Jesse Wheeler

1. Introduction
2. Joint Probabilities
3. Discrete Random Variables
4. Continuous Random Variables
5. Independent Random Variables
6. Conditional Distributions
 - Discrete random variables
 - Continuous Random Variables
7. Functions of Jointly Distributed Random Variables
8. Order Statistics

Introduction

Introduction

- This material is based on the textbook by Rice (2007, Chapter 3).
- Our goal is to better understand the joint probability structure of more than one random variable, defined on the same sample space.
- One reason that studying joint probabilities is an important topic is that it enables us to use what we know about one variable to study another.
- Multivariate calculus is not a formal prerequisite for this course. We'll start by presenting a few details from multivariate calculus, as well as some results from analysis.

Partial Derivatives

- A partial derivative is an extension of a uni-variate derivative, where the function is a function of more than one variable.

Definition: Partial Derivative

Let $f(\mathbf{x})$ be a function $f : \mathbb{R}^d \rightarrow \mathbb{R}$. The partial derivative of f with respect to x_i , where $i \in \{1, 2, \dots, d\}$ is

$$\begin{aligned}\frac{\partial}{\partial x_i} f(\mathbf{x}) &= \frac{\partial f}{\partial x_i} \\ &= \lim_{h \rightarrow 0} \frac{f(x_1, x_2, \dots, x_i + h, \dots, x_d) - f(x_1, x_2, \dots, x_d)}{h}.\end{aligned}$$

Partial Derivatives II

- We don't have to worry so much about the definition in this class. The thing to notice is that it's a directional derivative.
- Holding all other variables constant, it tells us the slope of the function in the x_i direction.
- Because it's definition is a limit, similar to the uni-variate case, the same derivative rules that you are familiar with from calculus also apply to partial derivatives, after treating the remaining variables as constants.

Partial Derivatives III

Example

Let $f(x_1, x_2, x_3) = x_1^2 \underline{x_2} - 10 \underline{x_2}^2 \underline{x_3}^3 + 43x_1 - 7 \tan(\underline{4x_2})$. Find $\frac{\partial}{\partial x_i} f(x_1, x_2, x_3)$ for all $i \in \{1, 2, 3\}$.

$$\frac{\partial}{\partial x_1} f(x_1, x_2, x_3) = 2x_1 x_2 + 43$$

$$\frac{\partial}{\partial x_2} f(x_1, x_2, x_3) = x_1^2 - 20 x_2 x_3^3 - 7 \sec^2(4x_2)(4)$$

Partial Derivatives IV

Schwarz's Theorem

Let $f : \mathbb{R}^d \rightarrow \mathbb{R}$ be twice-differentiable function. Higher order derivatives are written:

$$\frac{\partial^2}{\partial x_i \partial x_j} f = \frac{\partial}{\partial x_i} \left(\frac{\partial}{\partial x_j} f \right).$$

That is, we first take the derivative with respect to x_j , and then x_i . Schwarz's theorem states that the order can be swapped:

$$\frac{\partial^2}{\partial x_i \partial x_j} f = \frac{\partial^2}{\partial x_j \partial x_i} f.$$

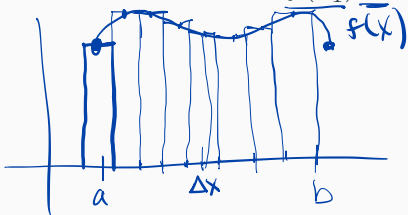
Higher order integrals

- The next thing that we will review is higher-order integrals.
- This is a complex topic that we can't cover in detail in this class, but they do appear in this chapter and the next.
- For now, we'll just show some simple results that will be useful for our calculations.

Higher order integrals II

- Recall one definition of integrals in the uni-case: calculating the area under the curve using an infinite Riemann approximation.
- That is, suppose we want to find the area under the function $f(x)$, on the interval $[a, b]$. We can use small, uniform sized rectangles to approximate the area.
- Let each rectangle have width Δx , with midpoint x_i^* , where the height of the i th rectangle is $f(x_i^*)$. Then:

$$A \approx f(x_1^*)\Delta x + f(x_2^*)\Delta x + \dots + f(x_n^*)\Delta x.$$



Higher order integrals III

- The exact area is equal to the limit as the boxes get smaller (and the number of boxes goes to infinity):

$$A = \int_a^b f(x) dx = \lim_{n \rightarrow \infty} \sum_{i=1}^n f(x_i^*) \Delta x.$$

- We now want to do the same thing, but in higher dimensions. Instead of using small rectangles to approximate the area, we now need to use small rectangular prisms.
- Let $z = f(x, y)$. $f: \mathbb{R}^2 \rightarrow \mathbb{R}$ Our goal is to find the volume between the function f and the x, y plane.
- We construct boxes such that the height of the i th box is given by $f(x_i^*, y_j^*)$.

Higher order integrals IV

- Then, the base of the rectangular prisms has area $\Delta A = \Delta x_i \times \Delta y_i$, and the height is $f(x_i^*, y_i^*)$.

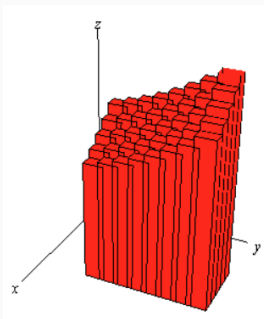


Figure 1: Credit: Paul's Online Notes: Section 15.1

Higher order integrals V

- The total volume is approximately given by summing up the volume of each box:

$$V \approx \sum_{i=1}^n \sum_{j=1}^m f(x_i^*, y_j^*) (\Delta A)$$

Handwritten annotations: A blue circle around (ΔA) with an arrow pointing to $(\Delta x)(\Delta y)$ written above it. A blue bracket under $f(x_i^*, y_j^*)$.

- We now can get the exact volume by taking the limit:

$$V = \iint_R f(x, y) dA = \lim_{n, m \rightarrow \infty} \sum_{i=1}^n \sum_{j=1}^m f(x_i^*, y_j^*) \Delta A$$

Handwritten annotations: A blue bracket under $\iint_R f(x, y) dA$ with an arrow pointing to the limit expression. A blue bracket under $\lim_{n, m \rightarrow \infty} \sum_{i=1}^n \sum_{j=1}^m f(x_i^*, y_j^*) \Delta A$. A blue triangle above ΔA .

- Fubini's theorem gives us the standard approach to calculating these integrals

Higher order integrals VI

Fubini's Theorem

If we are evaluating a double integral on a rectangular region $R = X \times Y$, then the integral can be calculated as iterated uni-variate integrals:

$$\begin{aligned}\iint_R f(x, y) dA &= \iint_{X \times Y} f(x, y) d(x, y) \\ &= \int_X \left(\int_Y f(x, y) dy \right) dx \\ &= \int_Y \left(\int_X f(x, y) dx \right) dy.\end{aligned}$$

Higher order integrals VII

example

Let $R = [2, 4] \times [1, 2]$. Find

$$\iint_R 6xy^2 dA.$$

$$\begin{aligned} V &= \iint_R 6xy^2 dA \\ &= \int_2^4 \left(\int_1^2 6xy^2 dy \right) dx \\ &= \int_2^4 \left(\frac{6}{3} xy^3 \Big|_1^2 \right) dx \\ &= \int_2^4 (2x(8-1)) dx \\ &= \int_2^4 14x dx = 7x^2 \Big|_2^4 = 7(4^2) - 7(2^2) = 4 \cdot 7(3) \end{aligned}$$
$$= \int_1^2 \left(\int_2^4 6xy^2 dx \right) dy$$

Higher order integrals VIII

- One thing to note about higher-order integrals is that the area we are integrating (dA) doesn't have to be rectangular, and the limits of integration can be functions themselves.
- We'll see a few examples of this later, and I'll try to walk through these examples carefully. However, this isn't a class on multivariate calculus, so you won't be required to do calculations beyond what you can do using Fubini's theorem.
- There is a nice example in our textbook for polar-coordinate integration, which is perhaps the most common extension (Rice, 2007, Example A, Chapter 3.6.2).

Swapping order of limits and integrals

- An important result from measure theory (often covered in an analysis class) is known as the Dominated Convergence Theorem.
- We won't prove the theory here, nor state the complete theory, but we will state parts of it that will be useful to us.
- A proof of the parts of the theory that we are interested in can be found in our supplement text (Section 2.4 of Casella and Berger, 2024).
- A more complete treatment of this idea can be found in Resnick (Chapter 5, 2019).
- The next few theorems are all special cases of the Dominated Convergence Theorem.

Swapping order of limits and integrals II

Leibnitz's Rule

If $f(x, \theta)$ is differentiable with respect to θ , then

$$\frac{d}{d\theta} \int_a^b f(x, \theta) dx = \int_a^b \frac{\partial}{\partial \theta} \underbrace{f(x, \theta)} dx.$$

- This is actually a special case of Leibnitz's Rule, which gives an expression if the limits of integration a, b , are actually differentiable functions of θ : $a(\theta), b(\theta)$.
- Thus, if the integral has finite range, we can change the order of the integral and derivative.

Swapping order of limits and integrals III

- Next, we consider changing the order of a limit and an integral.

Theorem: Limits and Integrals

Suppose the function $h(x, y)$ is continuous at y_0 for each x , and there exists a function $g(x)$ satisfying

(i) $|h(x, y)| \leq g(x)$ for all x and y .

(ii) $\int_{-\infty}^{\infty} g(x) dx < \infty$.

Then

$$\lim_{y \rightarrow y_0} \int_{-\infty}^{\infty} h(x, y) dx = \int_{-\infty}^{\infty} \lim_{y \rightarrow y_0} h(x, y) dx.$$

Swapping order of limits and integrals IV

- Note that derivatives are just special types of limits:

$$\frac{\partial}{\partial \theta} f(x, \theta) = \lim_{\delta \rightarrow 0} \frac{f(x, \theta + \delta) - f(x, \theta)}{\delta}.$$

- Thus, theorems about interchanging integrals and derivatives can be worked into a theorem about interchanging integrals and derivatives

Swapping order of limits and integrals V

Corollary: Derivatives and Integrals

Suppose $f(x, \theta)$ is differentiable in θ and there exists a function $g(x, \theta)$, and $\delta_0 > 0$ such that

$$\left| \frac{\partial}{\partial \theta} f(x, \theta) \right|_{\theta=\theta'} \leq g(x, \theta), \quad \text{for all } \theta' \text{ such that } |\theta' - \theta| \leq \delta_0,$$

casella + Berger

and $\int_{-\infty}^{\infty} g(x, \theta) dx < \infty$. Then,

$$\frac{d}{d\theta} \int_{-\infty}^{\infty} f(x, \theta) d\theta = \int_{-\infty}^{\infty} \frac{\partial}{\partial \theta} f(x, \theta) dx.$$

Swapping order of limits and integrals VI

- Similar results hold for interchanging summation, derivatives, and integrals.
- For finite sums, changing the order of sums and derivatives is a natural property of derivatives. It's not so simple with infinite sums.

$$\frac{d}{dx} (f(x) + g(x)) = f'(x) + g'(x)$$

$$\frac{d}{dx} \sum_{i=1}^{\infty} f_i(x) \stackrel{?}{=} \sum_{i=1}^{\infty} \frac{d}{dx} f_i(x)$$

Swapping order of limits and integrals VII

Exchanging summation and derivatives

Suppose that $\sum_{x=0}^{\infty} h(\theta, x)$ converges for all θ in an interval (a, b) , and (i) $\frac{\partial}{\partial \theta} h(\theta, x)$ is continuous in θ for each x , and (ii) $\sum_{x=0}^{\infty} \frac{\partial}{\partial \theta} h(\theta, x)$ converges uniformly on every closed bounded subinterval of (a, b) . Then

$$\frac{d}{d\theta} \sum_{x=0}^{\infty} h(\theta, x) = \sum_{x=0}^{\infty} \frac{\partial}{\partial \theta} h(\theta, x).$$

- The necessary conditions stated above will hold for nearly all functions we'll consider in this class. You won't be asked to verify these conditions.

Swapping order of limits and integrals VIII

Exchanging sums and integrals

Suppose the series $\sum_{x=0}^{\infty} h(\theta, x)$ converges uniformly on $[a, b]$ and that, for each x , $h(\theta, x)$ is a continuous function of θ . Then

$$\int_a^b \sum_{x=0}^{\infty} h(\theta, x) d\theta = \sum_{x=0}^{\infty} \int_a^b h(\theta, x) d\theta.$$

$$\int (f(x) + g(x)) dx = \int f(x) dx + \int g(x) dx$$

- Like with differentiation, we can always exchange the order of summation and integration, if the sums are finite.
- You will not be asked to verify the conditions above, but I wanted to point out that these operations are theoretically supported when they inevitably come up in this class.

Joint Probabilities

Joint cdf

- Just like the univariate case, the joint behavior of two random variables, X and Y , is determined by the cumulative distribution function

$$(X, Y) \in \mathbb{R}^2$$

$$F(x, y) = P(X \leq x, Y \leq y).$$

- This is true for both discrete and continuous random variables.
- Thus, any set $A \subset \mathbb{R}^2$, the joint cdf can give $P((X, Y) \in A)$.

For continuous random variables:

$$P(X \in B) = \int_B f(x) dx$$

$$P((X, Y) \in A) = \iint_A f(x, y) dy dx.$$

$$X: \Omega \rightarrow \mathbb{R}$$
$$Y: \Omega \rightarrow \mathbb{R},$$

$$(X(\omega), Y(\omega)) \in A,$$

Joint cdf II

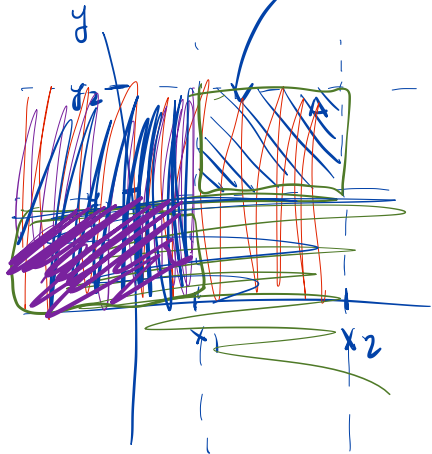
- For example, let A be the rectangle defined by $x_1 < X < x_2$, and $y_1 < Y < y_2$. (It helps to draw a picture...)
- $F(x_2, y_2)$ gives $P(X < x_2, Y < y_2)$, an area that is too big, so we subtract off pieces
 - $F(x_2, y_1) = P(X < x_2, Y < y_1)$ (we already have the area $X < x_2$, but now subtract away the area $Y < y_1$).
 - $F(x_1, y_2) = P(X < x_1, Y < y_2)$ (Now subtracting the area $X < x_1$)
 - We have “double subtracted” the area $\{X < x_1, Y < y_1\}$, so we add it back.

$$P((X, Y) \in A) = F(x_2, y_2) - F(x_2, y_1) - F(x_1, y_2) + F(x_1, y_1).$$

$$P\{(X, Y) \in A\}$$

$$F(x_2, y_2)$$

$$* = P(X \leq x_2, Y \leq y_2)$$



$$\begin{aligned} P\{(X, Y) \in A\} &= F(x_2, y_2) \\ &\quad - F(x_1, y_2) \\ &\quad - F(x_2, y_1) \\ &\quad + F(x_1, y_1) \end{aligned}$$

Joint cdf III

- The definition also applies to more than two random variables.
- Let X_1, \dots, X_n be jointly distributed random variables defined on the same sample space. Then

$$F(x_1, x_2, \dots, x_n) = P(X_1 \leq x_1, X_2 \leq x_2, \dots, X_n \leq x_n).$$

Handwritten notes: $X_i: \Omega \rightarrow \mathbb{R}$ (above the equation), and arrows pointing from x_1, x_2, x_n to X_1, X_2, X_n respectively.

- Like the univariate case, we can also define the pmf and pdf of jointly distributed random variables as well.
- For discrete random variables, the pmf just describes the joint frequencies: $P(X = x_i, Y = y_j)$ for all i, j .

$$p(x_i, y_j) = P(X = x_i, Y = y_j)$$

Handwritten note: The equation is written in blue ink.

Joint cdf IV

- For continuous random variables, a joint pdf of (X, Y) is defined as functions $f : \mathbb{R}^2 \rightarrow \mathbb{R}$ that satisfy

$$F(x, y) = \int_{-\infty}^x \int_{-\infty}^y f(s, t) ds dt.$$

- The *bivariate*-Fundamental Theorem of Calculus implies:

$$\frac{\partial^2 F(x, y)}{\partial x \partial y} = f(x, y).$$

- Similar ideas hold for higher-dimensions.

Discrete Random Variables

Discrete Random Variables

Definition: Joint pmf

Let X and Y be discrete random variables defined on the same sample space, and take on values x_1, x_2, \dots and y_1, y_2, \dots , respectively. The **joint pmf** (or joint frequency function), is

$$p(x_i, y_j) = P(X = x_i, Y = y_j).$$

- For discrete RVs, it's often useful to describe the joint pmf as a frequency table.

Discrete Random Variables II

- Suppose a fair coin is tossed 3 times. Let X denote the number of heads on the first toss, and Y the total number of heads.

$$\{X=0, Y=0\} = \{ttt\}$$

- The sample space is

$$\Omega = \{hhh, hht, hth, thh, htt, tht, tth, ttt\}$$

Handwritten annotations: Blue arrows point from the probabilities $1/8$ and $1/6$ to the first three outcomes hhh, hht, hth . Another blue arrow points from the probability $1/6$ to the outcome tht . A blue arrow points from the right towards the set notation.

- The joint pmf can be expressed as the frequency table below (Table 1).

Discrete Random Variables III

$p(x=0, y=0) = p(0,0)$
 $=$

	y			
x	0	1	2	3
0	$\frac{1}{8}$	$\frac{2}{8}$	$\frac{1}{8}$	0
1	0	$\frac{1}{8}$	$\frac{2}{8}$	$\frac{1}{8}$

$\sum_{x,y} p(x,y) = 1$

Table 1: Frequency table for X and Y , flipping a fair coin three times.

- Note that the probabilities in Table 1 sum to one.
- Using the probability laws we have already learned, we can calculate **marginal** probabilities.

Discrete Random Variables IV

$$\begin{aligned} p_Y(0) &= P(Y=0) = \sum p(y|x)p(x) = \sum p(y,x) \\ &= P(Y=0, X=0) + P(Y=0, X=1) \\ &= \frac{1}{8} + 0 = \frac{1}{8} \end{aligned}$$

$$\begin{aligned} p_Y(1) &= P(Y=1) \\ &= P(Y=1, X=0) + P(Y=1, X=1) \\ &= \frac{2}{8} + \frac{1}{8} = \frac{3}{8}. \end{aligned}$$

$$Y \in \{0, 1, 2, 3\} \quad p(y), y \in \{0, 1, 2, 3\}$$

$$p_Y(y) = \sum_x p_{x,y}(x, y)$$

↑
marginal pmf of y

Discrete Random Variables V

- In general, to find the frequency function for Y and X , we just need to sum the appropriate columns or rows, respectively.
- $p_X(x) = \sum_i P(x, y_i)$ and $p_Y(y) = \sum_j P(x_j, y)$.
- The case with multiple random variables is similar:

$$p_{X_i}(x_i) = \sum_{x_j: j \neq i} p(x_1, x_2, \dots, x_n).$$

$(n-1)$ dim sum. \nwarrow $x_j: j \neq i$

$n=5$
 $x_3:$
 $\sum_{x_1, x_2, x_4, x_5} p(x_1, x_2, x_3, x_4, x_5)$

- We can also get marginal frequencies for more than one variable:

$$p_{X_i X_j}(x_i, x_j) = \sum_{x_k: k \notin \{i, j\}} p(x_1, x_2, \dots, x_n).$$

$n=5$
 (x_1, x_4)

$$p_{x_1, x_4}(x_1, x_4) = \sum_{x_2, x_3, x_5} p(x_1, x_2, x_3, x_4, x_5)$$

Example: Multinomial Distribution

- The **multinomial** distribution is a generalization of the binomial distribution.
- Suppose there are n independent trials, each with r possible outcomes, with probabilities p_1, p_2, \dots, p_r , respectively.
- Let N_i be the total number of outcomes of type i in the n trials, with $i \in \{1, 2, \dots, r\}$.
- The probability of any particular sequence $(N_1, N_2, \dots, N_r) = (n_1, n_2, \dots, n_r)$ is $p_1^{n_1} p_2^{n_2} \cdots p_r^{n_r}$

$$n = \sum_{k=1}^r n_k$$

Example: Multinomial Distribution II

- The total number of ways to do this was an identity from Chapter 1 (Proposition 1.3):

$$\binom{n}{n_1 \cdots n_r}.$$

still susceptible

- Combining this gives us the pmf of the multinomial distribution:

(X_i)

→ person i,
susceptible to
disease

→ Infected

→ vaccinated

→ Asympt. Inf.

Multinomial Distribution

Let N_1, N_2, \dots, N_r be random variables that follow a multinomial distribution with parameters \underline{N} and (p_1, \dots, p_r) . The joint pmf is

$$p(n_1, n_2, \dots, n_r) = \binom{n}{n_1 \cdots n_r} p_1^{n_1} p_2^{n_2} \cdots p_r^{n_r}$$

Example: Multinomial Distribution III

- The marginal distribution for any N_i can be found by summing the joint frequency function over the other n_j .
 $p_{N_i}(n_i) = \sum_{n_j: j \neq i} p(n_1, n_2, \dots, n_r)$
 $r-1$ dim sum
- While possible, this is a non-trivial algebraic exercise.
- The simple alternative is to reframe the problem: Let N_i be the number of successes in n trials, and $\tilde{N}_i = \sum_{j \neq i} N_j$ be the number of failures. The probability of success is still p_i , leaving the probability of failure to be $1 - p_i$.
- Thus, we see that the marginal distribution for N_i must follow a binomial distribution:

$$\begin{aligned} p_{N_i}(n_i) &= \sum_{n_j: j \neq i} \binom{n}{n_1 \dots n_r} p_1^{n_1} p_2^{n_2} \dots p_r^{n_r} \\ &= \binom{n}{n_i} p_i^{n_i} (1 - p_i)^{n - n_i} \end{aligned}$$

pmf $N_i \sim B(n, p_i)$

Continuous Random Variables

Continuous Random Variables

- Let (X, Y) be continuous random variables with joint cdf $F(x, y)$. \leftarrow
- Their **joint density function** is a piecewise continuous function of two variables, $f(x, y)$.
- A few properties:

- $f(x, y) \geq 0$ for all $(x, y) \in \mathbb{R}$ (or the support).

- $\int_{-\infty}^{\infty} \int_{-\infty}^{\infty} f(x, y) dx dy = 1.$

- For any “measurable set” $A \subset \mathbb{R}^2$,

$$P((X, Y) \in A) = \int \int_A f(x, y) dx dy$$

- In particular, $F(x, y) = \int_{-\infty}^x \int_{-\infty}^y f(u, v) du dv.$

support $X \times Y =$

$\{(x, y): f(x, y) > 0\}$

$\iint_{\mathbb{R}^2} f(x, y) dx dy$

Continuous Random Variables II

- From the fundamental theorem of multivariable calculus, it follows that

$$f(x, y) = \frac{\partial^2}{\partial x \partial y} F(x, y),$$

wherever the derivative is defined.

Continuous Random Variables III

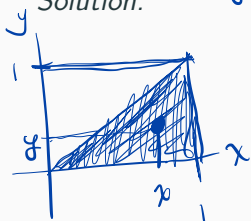
Finding joint probabilities

Let X, Y be jointly defined RVs with pdf

$$f(x, y) = \frac{12}{7}(x^2 + xy), \quad 0 \leq x \leq 1, \quad 0 \leq y \leq 1.$$

Find $P(X > Y)$. $\leftarrow A = \{(x, y) \in X \times Y : x > y\}$
 $A = \{(x, y) : x > y\}$

Solution:



$$\begin{aligned} & \iint_A f(x, y) dx dy \\ &= \int_0^1 \int_0^x \frac{12}{7} (x^2 + xy) dy dx \\ &= \frac{12}{7} \int_0^1 \left(x^2 y + \frac{1}{2} x y^2 \right) \Big|_0^x dx \\ &= \frac{12}{7} \int_0^1 \left[x^3 + \frac{1}{2} x^3 \right] dx = \frac{12}{7} \int_0^1 \frac{3}{2} x^3 dx \end{aligned}$$

$$= \frac{12}{7} \int_0^1 \frac{3}{2} x^3 dx = \frac{12}{7} \left(\frac{3}{8} x^4 \right) \Big|_0^1$$

$$= \frac{\overset{3}{12} \cdot 3}{7 \cdot \cancel{8}_2} = \frac{9}{14}$$

Marginal cdf

The **marginal cdf** of X , denoted F_X , is

$$F(x, y) = \int_{-\infty}^x \int_{-\infty}^y f(u, v) dv du$$

$$\begin{aligned} F_X(x) &= P(X \leq x) \\ &= P(X \leq x \cap Y \in \mathbb{R}) = P(X \leq x \cap Y < \infty) \\ &= \lim_{y \rightarrow \infty} F(x, y) = P(X \leq x, Y < \infty) \\ &= \int_{-\infty}^x \left(\int_{-\infty}^{\infty} f(u, y) dy \right) du. \end{aligned}$$

Handwritten notes: $g(u)$ under the inner integral, and $= \int_{-\infty}^x g(u) du$ circled.

By taking the derivative of both sides of the equation, we get the **marginal density** of X :

$$\begin{aligned} p_X(x) &= \sum_y p(x, y) \\ \underline{f_X(x)} &= F'_X(x) = \int_{-\infty}^{\infty} f(x, y) dy \\ &= g(x) = \int_{-\infty}^{\infty} f(x, y) dy \end{aligned}$$

Marginal cdf II

Calculating Marginal Densities

Using the same joint distribution as the previous example, find the marginal density of X .

$$f(x, y) = \frac{12}{7}(x^2 + xy), \quad 0 \leq x \leq 1, \quad 0 \leq y \leq 1.$$

$$f_X(x) = \int_{-\infty}^{\infty} f(x, y) dy$$

$$= \int_{-\infty}^{\infty} \frac{12}{7}(x^2 + xy) \mathbb{1}(0 \leq x, y \leq 1) dy$$

$$= \frac{12}{7} \mathbb{1}(0 \leq x \leq 1) \int_{-\infty}^{\infty} (x^2 + xy) \mathbb{1}(0 \leq y \leq 1) dy$$

$$= \frac{12}{7} \int_0^1 (x^2 + xy) dy$$

$$= \frac{12}{7} \mathbb{I}(0 \leq x \leq 1) \int_0^1 (x^2 + xy) dy$$

$$= \quad // \quad \left(x^2 y + \frac{1}{2} x y^2 \right) \Big|_0^1$$

$$= \quad // \quad \left(x^2 + \frac{1}{2} x \right)$$

$$= \frac{12}{7} \left(x^2 + \frac{1}{2} x \right) \mathbb{I}(0 \leq x \leq 1)$$

More than two random variables

- For several jointly continuous random variables, we can make the obvious generalizations.
- That is, to find the *marginal* densities, we need to “marginalize-” or “integrate-” out the nusaince variables.
- This means integrating out any combination of variables that we want.
- Example: Let X, Y , and Z be jointly continuous RVs with pdf $f(x, y, z)$. Then the two-dimensional marginal distribution of X and Z is:

(x, z)
 $f_{XZ}(x, z) = \int_{-\infty}^{\infty} f(x, y, z) dy.$

(x_1, x_2, \dots, x_n)
 $(x_i, x_j) \Rightarrow f_{x_i, x_j}(x_i, x_j) = \int f(x_1, \dots, x_n) dx_1, dx_2, \dots, dx_n$

doesn't contain x_i, x_j

x_n

Example: constructing bivariate cdfs

- Suppose that $F(x)$ and $G(y)$ are cdfs for random variables X and Y , resp.

- It can be shown that the following function, $H(x, y)$, is always a bivariate cdf for all $-1 \leq \alpha \leq 1$:

$$H(x, y) = F(x)G(y) \left(1 + \alpha(1 - F(x))(1 - G(y)) \right).$$

Handwritten notes:
 $F_{X,Y}(x,y) = P(X \leq x, Y \leq y)$
 $= P(X \leq x, Y \leq \infty) = P(X \leq x)$
 $= P(X \leq x)$

- Because $\lim_{x \rightarrow \infty} F(x) = \lim_{y \rightarrow \infty} G(x) = 1$, the marginal distributions are:

$$\lim_{y \rightarrow \infty} H(x, y) = \underline{\underline{F(x)}}$$

$$\lim_{x \rightarrow \infty} H(x, y) = G(y)$$

Example: constructing bivariate cdfs II

- Thus, we can use this approach to build an infinite number of bivariate distributions that have a particular marginal distribution.

$$F_x(x), G_y(y) \longrightarrow (X, Y) \text{ not unique.}$$

Example: constructing bivariate cdfs III

- One important example is when the marginal distributions are uniformly distributed. $X \sim U(0,1) \rightarrow F_X(x) = x \quad F(1) = 1$
- Let $F(x) = x, 0 \leq x \leq 1$, and $G(y) = y, 0 \leq y \leq 1$.
- By selecting $\alpha = -1$, we have

$$\begin{aligned} \rightarrow H(x, y) &= xy[1 - (1-x)(1-y)] \\ &= x^2y + y^2x - x^2y^2, \quad 0 \leq x, y \leq 1. \end{aligned}$$

- The density is

$$\begin{aligned} \rightarrow h(x, y) &= \frac{\partial^2}{\partial x \partial y} H(x, y) \\ &= 2x + 2y - 4xy, \quad 0 \leq x, y \leq 1. \end{aligned}$$

- Here is a link to a 3D rendering of this function.

Example: constructing bivariate cdfs IV

- Now, let's select $\alpha = 1/2$:

$$\begin{aligned} H(x, y) &= xy \left(1 + \frac{1}{2} (1 - F(x)) (1 - G(y)) \right) \\ &= \frac{1}{2} x^2 y^2 - \frac{1}{2} x^2 y - \frac{1}{2} x y^2 + \frac{3}{2} xy. \end{aligned}$$

- Taking the derivative, we get: *joint cdf*

$$\begin{aligned} h(x, y) &= \frac{\partial^2}{\partial x \partial y} H(x, y) \\ &= 2xy - x - y + \frac{3}{2}, \quad 0 \leq x, y \leq 1. \end{aligned}$$

- Here is a link to a 3D rendering of this function. *joint density*

Example: constructing bivariate cdfs V

- The last two joint cdfs were examples of a copula.



Definition: Copulas

A copula is a joint cdf that has uniform marginal distributions.

- Let $C(u, v)$ be a copula. One immediate consequence of the definition is that if U and V are uniform random variables, then $P(U \leq u) = C(u, 1) = u$, and $P(V \leq v) = C(1, v) = v$.

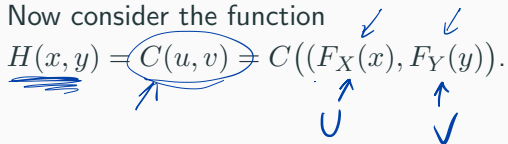
$$\lim_{v \rightarrow \infty} C(u, v) = \underline{\underline{C(u, 1) = u}}$$
$$C(1, v) = v$$

Example: constructing bivariate cdfs VI

- Let $C(u, v)$ be a copula, we will restrict ourselves to the case where it is twice differentiable, such that

$$\underline{c(u, v)} = \frac{\partial^2}{\partial u \partial v} C(u, v) \geq 0.$$

- let $\underline{F_X}$ and $\underline{F_Y}$ be the cdfs of X and Y , resp.
- Now define $U = F_X(X)$, and $V = F_Y(Y)$. From Proposition 2.2, \underline{U} and \underline{V} are uniformly distributed.
- Now consider the function

$$\underline{H(x, y)} = \underline{C(u, v)} = C((F_X(x), F_Y(y))).$$


Example: constructing bivariate cdfs VII

- Thus, by the property that $C(u, 1) = u$ and $C(1, v) = v$, we have

$$\begin{aligned} C(F_X(x), 1) &= F_X(x) \leftarrow \text{marginal of } X \\ C(1, F_Y(y)) &= F_Y(y). \leftarrow \text{marginal of } Y \end{aligned}$$

Therefore by definition,

$$F_{XY}(x, y) = H(x, y) = C((F_X(x), F_Y(y))).$$

- Using the chain rule, we can differentiate to obtain

$$f_{XY}(x, y) = c(F_X(x), F_Y(y)) f_X(x) f_Y(y).$$

Example: constructing bivariate cdfs VIII

- **Takeaway:** We took arbitrary marginal distributions F_X and F_Y , and created a family of joint density functions, defined by *any* copula. Thus: the marginal distributions do not determine the joint distribution.
- There is a Theorem known as Sklar's Theorem (Wikipedia contributors, 2025) that generalizes this statement: All joint distributions can be expressed using a copula and marginal distributions, and the representation is unique.
- That is, the copula can be thought of as a way to describe the dependence between the variables in any joint distribution.

Uniform on specific region

- So far when we have talked about *uniform distributions*, we think about being uniform over $[0, 1]$, or a higher dimensional box: $[a, b]^d$.
- It's often useful to have a uniform distribution for other regions of space.
 $(a, b) \in [0, 1]$ $p(a \leq X \leq b) = \frac{b-a}{1-0}$
 any sub-interval set has prob. length of interval
- Let $R \subset \mathbb{R}^2$ be any region of interest. The two-dimensional uniform distribution over R is defined by the probability

$$A \subset R \subset \mathbb{R}^2$$

$$P((X, Y) \in A) = \frac{|A|}{|R|},$$

where $||$ denotes the measure of the area.

Uniform on specific region II

- Example: Suppose a point is chosen randomly in a disk of radius 1.



$$\pi r^2 = \pi = |R|$$


- The area of the disk is $\pi r^2 = \pi$, and therefore the joint pdf for the location (X, Y) is

$$P((X, Y) \in A) = \frac{|A|}{\pi}$$



$$\iint_A f(x, y) dx dy = \frac{|A|}{|R|} \begin{cases} \frac{1}{\pi} & x^2 + y^2 \leq 1 \\ 0 & \text{otherwise} \end{cases}$$

- For practice defining new random variables, let R be the random variable denoting the distance of the point from the origin.

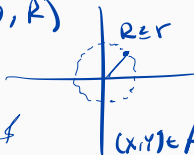


Uniform on specific region III

- Note that $R \leq r$ if and only if the point lies in a disk of radius r . This disk has area πr^2 , and therefore because of uniform probability, the joint probability is $(x, y) \rightarrow (\theta, R)$

$$P(R \leq r) = \frac{\pi r^2}{\pi} = r^2, \quad 0 \leq r \leq 1.$$

cdf of R .



- Taking a derivative, the corresponding density function is

$A = \text{circle w/ radius } r.$

$$f_R(r) = 2r, \quad 0 \leq r \leq 1.$$

pdf.

- Transforming random variables from one coordinate system to another is an important idea, one we will talk more about later.

Uniform on specific region IV

- Now let us compute the marginal density of the x coordinate:

$$f_{x,y}(x,y) = \frac{1}{\pi} \mathbb{1}(x^2 + y^2 \leq 1) \rightarrow \begin{matrix} x^2 \leq 1 \\ -1 \leq x \leq 1 \end{matrix}$$

$$f_x(x) = \int_{-\infty}^{\infty} f_{x,y}(x,y) dy$$

$$x^2 + y^2 \leq 1 \Leftrightarrow$$

$$y^2 \leq 1 - x^2 \Leftrightarrow$$

$$= \int_{-\infty}^{\infty} \frac{1}{\pi} \mathbb{1}(x^2 + y^2 \leq 1) dy \quad -\sqrt{1-x^2} \leq y \leq \sqrt{1-x^2}$$

$$= \int_{-\sqrt{1-x^2}}^{\sqrt{1-x^2}} \frac{1}{\pi} dy = \frac{1}{\pi} \left(y \Big|_{-\sqrt{1-x^2}}^{\sqrt{1-x^2}} \right) \mathbb{1}(-1 \leq x \leq 1)$$

$$= \frac{1}{\pi} (2\sqrt{1-x^2}) = \frac{2}{\pi} \sqrt{1-x^2}$$

Independent Random Variables]

$$P(A \cap B) = P(A)P(B)$$

Independence

Definition: Independent Random Variables

Random variables X_1, X_2, \dots, X_n are said to be **independent** if their joint cdf factors into the product of their marginal cdf's:

$$F(x_1, x_2, \dots, x_n) = F_{X_1}(x_1)F_{X_2}(x_2) \cdots F_{X_n}(x_n)$$

for all x_1, x_2, \dots, x_n .

$$f_{X_1, \dots, X_n}(x_1, x_2, \dots, x_n) = f_{X_1}(x_1) \cdots f_{X_n}(x_n)$$

- This definition holds for both continuous and discrete random variables.

- For discrete RVs, it is equivalent to state that their joint pmf factors.

- For continuous RVs, it is equivalent to state that their joint pdf factors.

Independence II

- To see why this is true, consider the case of two RVs, X, Y .

- From the definition, if they are independent, then

$$\underline{F(x, y) = F_X(x)F_Y(y).} \quad \frac{\partial^2}{\partial x \partial y} F(x, y) = f(x, y)$$

- Taking the second mixed partial derivative makes it immediately clear that the joint pdf $f(x, y)$ factors (assuming all densities exist).

$$\begin{aligned} & \frac{\partial}{\partial x} \left(\frac{\partial}{\partial y} \underline{F_X(x)F_Y(y)} \right) \\ &= \frac{\partial}{\partial x} F_X(x) f_Y(y) \\ &= f_X(x) f_Y(y) \end{aligned}$$

Independence III

- Conversely, suppose that the densities factor. Then by definition:

Assume they factor $f_{X,Y}(x,y) = f_X(x) f_Y(y)$

$$\begin{aligned} F(x,y) &= \int_{-\infty}^x \int_{-\infty}^y f_{X,Y}(u,v) du dv \\ &= \int_{-\infty}^x \int_{-\infty}^y f_X(u) f_Y(v) dy du \\ &= \int_{-\infty}^x f_X(u) \left(\int_{-\infty}^y f_Y(v) dv \right) du \\ &= \left(\int_{-\infty}^x f_X(u) du \right) \left(\int_{-\infty}^y f_Y(v) dv \right) \\ &= F_X(x) F_Y(y) \end{aligned}$$

Independence IV

- It can also be shown that the definition implies that if X and Y are independent, then

$$P(X \in A, Y \in B) = P(X \in A) \cancel{P(Y \in B)}^{P(Y \in B)}$$

$P(A' | B) \quad P(A') \quad P(B')$

- Furthermore, if g and h are functions on \mathbb{R} , then $Z = g(\underline{X})$ and $W = h(\underline{Y})$ are also independent.

X, Y are independent,
 $g(x), h(y)$ are independent.

Conditional Distributions

Conditional distributions: discrete RVs

- If X and Y are jointly distributed discrete RVs, the *conditional probability* that $X = x_i$ given that $Y = y_i$ is

$$P(X = x_i | Y = y_i) = \frac{P(X = x_i, Y = y_i)}{P(Y = y_i)} \\ = \frac{p_{XY}(x_i, y_i)}{P_Y(y_i)},$$

if $p_Y(y_i) = 0$,
 $P(X = x_i | Y = y_i) = 0$

- If $p_Y(y_i) = 0$, the probability above is defined to be zero.
- We denote this conditional probability as $p_{X|Y}$.
- It's important to note that the conditional pmf is a genuine pmf, as it is non-negative and sums to one.
- If X and Y are independent, $p_{Y|X}(y|x) = p_Y(y)$.

Conditional distributions: discrete RVs II

- Let's return to a previous joint pmf example (Table 2).

	y			
x	0	1	2	3
0	$\frac{1}{8}$	$\frac{2}{8}$	$\frac{1}{8}$	0
1	0	$\frac{1}{8}$	$\frac{2}{8}$	$\frac{1}{8}$

Table 2: Frequency table for X and Y , flipping a fair coin three times.

- The conditional frequency function of X given $Y = 1$ is:

$$p_{X|Y}(0|1) = \frac{2/8}{3/8} = 2/3$$

$$p_{X|Y}(1|1) = \frac{1/8}{3/8} = 1/3$$

Conditional distributions: discrete RVs III

- The definition of the conditional frequency can be reexpressed as

$$p_{XY}(x, y) = \underbrace{p_{Y|X}(y|x) p_X(x)}_{= p_{X|Y}(x|y) p_Y(y)}.$$

- By summing up over all possible values of y , we have the following

$$p_X(x) = \sum_y p_{X|Y}(x|y) p_Y(y).$$

- Both of these identities resemble what we have already seen previously when talking about probabilities: The multiplication principle and the law of total probability.

$$\begin{aligned} p_X(x) &= \sum_y p_{X,Y}(x,y) \\ &= \sum_y p_{X|Y}(x|y) p_Y(y) \end{aligned}$$

Conditional distributions: discrete RVs IV

Example: Counting particles

Suppose that a particle counter is imperfect; for each particle, it detects the particle with probability $0 < p < 1$. If the number of incoming particles in a unit of time is a Poisson distribution with parameter λ , what is the distribution of the number of counted particles?

N : number of particles \sim Poisson process (λ)

X : number of counted particles.

if $N=n$, then $X \sim \text{bin}(\overset{n}{n}, p)$

$X|N=n \sim \text{Bin}(\overset{n}{n}, p)$.

What's dist'n X ?

X is discrete, want pmf of X :

$$P_X(k) = P(X=\underline{k}) = \sum_n \underbrace{P_{X|N}(k|n)} \cdot P_N(n)$$

if $k > n$: observe more than those that exist.

$P(k|n) = 0$, for all $k > n$

$$\begin{aligned} P_X(k) &= \sum_{n=k}^{\infty} \binom{n}{k} p^k (1-p)^{n-k} \frac{\lambda^n e^{-\lambda}}{n!} \\ &= p^k e^{-\lambda} \sum_{n=k}^{\infty} \frac{n!}{(n-k)! k!} (1-p)^{n-k} \frac{\lambda^n}{n!} \\ &= \frac{p^k e^{-\lambda}}{k!} \sum_{n=k}^{\infty} \lambda^{n-k} \lambda^k \frac{(1-p)^{n-k}}{(n-k)!} \\ &= \frac{p^k e^{-\lambda} \lambda^k}{k!} \sum_{n=k}^{\infty} \frac{(\lambda^{n-k} (1-p)^{n-k})}{(n-k)!}, \quad j = n-k \end{aligned}$$

$$= \frac{p^k e^{-\lambda} \lambda^k}{k!} \sum_{j=0}^{\infty} \frac{(\lambda(1-p))^j}{j!} \left\} \frac{\lambda^j}{j!}$$

$$= \frac{p^k e^{-\lambda} \lambda^k}{k!} \cdot e^{\lambda(1-p)}$$

$$= \frac{(p\lambda)^k}{k!} e^{-p\lambda} \sim \text{pois}(p\lambda)$$

$$\bullet N \sim \text{pois}(\lambda)$$

$$X|N \sim \text{Bin}\left(\frac{n}{p}\right)$$

$$\bullet \underline{X \sim \text{pois}(p\lambda)}$$

$N \sim \text{Car crashes in intersection}$ $\left. \begin{array}{l} \text{PP}(\lambda) \\ \text{PP} \end{array} \right\}$

fatal \approx prob

fatal accidents $\sim \text{PP}(p \cdot \lambda)$

The continuous case

- Although a formal argument is beyond the scope of this course, the definition for conditional density of $Y|X$ will be analogous to the discrete case.

Definition: Conditional density

Let X, Y be jointly continuous random variables with joint density $f_{XY}(x, y)$ and marginal densities $f_X(x)$ and $f_Y(y)$, respectively. Then the conditional density of Y given X is defined to be

$$f_{Y|X}(y|x) = \frac{f_{XY}(x, y)}{f_X(x)},$$

if $0 < f_X(x) < \infty$, and 0 otherwise.

The continuous case II

- A heuristic argument of why this definition makes sense is provided in Rice (2007, Section 3.5.2) using differentials.
- With our definition, we can express the joint density in terms of the marginal and conditional densities:

$$f_{XY}(x, y) = f_{Y|X}(y|x)f_X(x).$$

$= f_{X|Y}(x|y) f_Y(y)$

- We often use this expression to find marginal densities, using principles we have already discussed.

$$f_Y(y) = \int_{\mathbb{R}} f_{XY}(x, y) dx = \int_{\mathbb{R}} f_{Y|X}(y|x) f_X(x) dx.$$

- We can think of the above expression as the law of total probability for the continuous case.

Example: finding conditional densities

- Let X and Y be jointly distributed random variables with joint and marginal densities

$$\begin{aligned} f_{XY}(x, y) &= \lambda^2 e^{-\lambda y}, \quad 0 \leq x \leq y \\ \rightarrow f_X(x) &= \lambda e^{-\lambda x}, \quad x \geq 0 \quad \leftarrow \\ f_Y(y) &= \lambda^2 y e^{-\lambda y}, \quad y \geq 0 \end{aligned}$$

- Note that if x is held constant, the joint density decays exponentially in y for $y \geq x$.
- If y is held constant, the joint density is constant for $0 \leq x \leq y$.

$$f_{X,Y}(x,y) = \boxed{\lambda^2 e^{-\lambda y}} \quad \underline{0 \leq x \leq y}$$

$$f_X(\underline{x}) = \int f_{X,Y}(x,y) dy$$

$\{0 \leq x \leq y\} \rightarrow \& \& y \in [x, \infty)$

$$= \int_x^\infty \lambda^2 \underbrace{e^{-\lambda y}}_{\text{circled}} dy$$

$$= \lambda^2 \left(-\frac{1}{\lambda} e^{-\lambda y} \Big|_x^\infty \right) = -\frac{\lambda^2}{\lambda} (e^{-\lambda(\infty)} - e^{-\lambda x})$$

$= \underline{\underline{\lambda e^{-\lambda x}}}, \quad \underline{\underline{0 \leq x}}$

Example: finding conditional densities II

- Find the conditional densities for $\underline{Y|X}$ and $\underline{X|Y}$.

$$f_{XY}(x,y) = \lambda^2 e^{-\lambda y}, \quad 0 \leq x \leq y$$

$$f_Y(x,y) = \lambda e^{-\lambda x}, \quad 0 \leq x$$

$$f_{Y|X}(y|x) = \frac{\lambda^2 e^{-\lambda y}}{\lambda e^{-\lambda x}}$$

$$= \lambda e^{-\lambda y + \lambda x}$$

$$= \lambda e^{-\lambda(y-x)} \quad (0 \leq x \leq y)$$

$$\underline{f_{XY}(x,y)} = \frac{f_{Y|X}(y|x)}{f_X(x)}$$

Example: finding conditional densities III

- Suppose we wanted to generate samples from the joint distribution (X, Y) ; how can this be done?
- Using what we have found about the conditional distributions, there are two simple ways for this to be done. Recall that the joint density is

$$f_{XY}(x, y) = f_{X|Y}(x|y) \underline{f_Y(y)} = f_{Y|X}(y|x) \underline{f_X(x)}.$$

1. We could generate X , which is an exponential random variable ($f_X(x)$). Then, we could generate Y conditioned on the simulated value of $X = x$, which follows an exponential distribution on the interval $[x, \infty)$.
2. Similarly, we can note that Y has a gamma distribution, and therefore generate a y following a gamma distribution, and then generate a value from $X|Y = y$, which is uniform on $[0, y]$.

- why do we want to generate random samples from f ?

→ Monte Carlo algorithms

$$\bullet \int \underbrace{g(x)}_{\substack{\uparrow \\ \text{multivariate}}} dx \approx \int \underbrace{h(x)}_{\substack{\uparrow \\ \text{any function}}} \cdot \underbrace{f(x)}_{\substack{\uparrow \\ \text{pdf of some R.V.}}} dx$$

$$= E_x[\underbrace{h(x)}_{\text{pdf}}], x \sim f$$

$$\approx \frac{1}{n} \sum_{i=1}^n h(x_i), \quad \underbrace{x_i \sim f}_{\text{pdf}}$$

Bayesian Statistics:

$$\pi(\theta|x) \propto \underbrace{f(x|\theta)}_{\substack{\uparrow \\ \text{pdf}}} \pi(\theta)$$

MCMC = Markov Chain
Monte Carlo

The rejection method

- We are often interested in generating random variables from a density function.

- If we have a closed form of the inverse cdf, we can use the “inverse cdf method” (Proposition 2.3).

- If a closed-form of the inverse cdf is not available, a commonly used approach is known as **rejection sampling**.

U, N
↓
 $(X, Y) \rightarrow X, Y|X$
Pois.
 F
 $U \sim U(0, 1)$
 $X \sim F^{-1}(U)$

The rejection method II

- Setup: let f be a density function we wish to simulate from, that is non-zero on an interval $[a, b]$.
- Pick a function $M(X)$ such that $M(x) \geq f(x)$ on $[a, b]$, and let

$$m(x) = \frac{M(x)}{\int_a^b M(x)dx}.$$

- Note that $m(x)$, as defined, is a probability density function. Then, to generate RV with density f , we can do the following:

Step 1: Generate T with density m .

Step 2: Generate $U \sim U[0, 1]$ independent of T . If

$U \leq f(T)/M(T)$, then we “accept” T as a sample ($X = T$);
otherwise, we “reject” and go back to Step 1.

Rejection Method Figure

- A geometric justification is randomly throwing a dart (uniformly) at Figure 2.

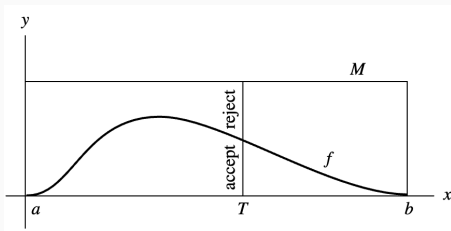



Figure 2: Illustration of the rejection method, copied from Rice (2007, Figure 3.15).

- If the dart lands below the curve f , record the x coordinate; otherwise, reject it. With enough throws, the distribution of x coordinates will be proportional to the height of the curve.



Rejection sampling: proof sketch

- With a little abuse of notation, we'll do a proof sketch that this works.
- Let I be the indicator event such that $I = 1$ if a sample is accepted, $I = 0$ otherwise.
- We want the distribution of accepted samples to follow $f(x)$, i.e., $f_{T|I=1}(x|I=1) = f(x)$.

$$f_{T|I=1}(x|I=1) = f(x)$$

$$T \sim m(x)$$

$$\text{for accepted } T, \\ \text{dist'n} = \underline{\underline{f(x)}}$$

Functions of Jointly Distributed Random Variables

Convolutions

- Suppose that X and Y are discrete random variables that take values on the integers and joint pmf $p(x, y)$.
- Find the pmf of $Z = X + Y$. $p(z=2)$
- Note that $Z = z$ only when $X = x$ and $Y = z - x$, whenever x is an integer.
 $x + y = z, \quad x + (z - x) = z$
- Thus, using the law of total probability, we can write

$$p_Z(z) = \sum_{x=-\infty}^{\infty} p(x, z-x).$$

- If X and Y are independent, then $p(x, y) = p_X(x) p_Y(y)$, and $P_X * P_Y$

$$p_Z(z) = \sum_{x=-\infty}^{\infty} p_X(x) p_Y(z-x).$$

Convolutions II

- This sum is called the **convolution** of the sequences p_X and p_Y .
- The continuous case is similar. Let \underline{X} and \underline{Y} be jointly continuous RVs, and $\underline{Z} = \underline{X} + \underline{Y}$. "cdf-method"

$$P(\underline{Z} \leq z) = P(\underline{X} + \underline{Y} \leq z)$$

$$= \iint_{\{\underline{X} + \underline{Y} \leq z\}} f(x, y) \, dA \quad \leftarrow y \leq z - x$$

$$= \int_{-\infty}^{\infty} \int_{-\infty}^{z-x} f(x, y) \, dy \, dx \quad \begin{array}{l} x=0 \\ (x, y) \rightarrow (u, v) \\ y = v - x \end{array}$$

$$y < z - x, \quad y = v - x$$

$$v - x < z - x$$

$$\underline{v < z}$$

$$F_Z(z) = \int_{-\infty}^{\infty} \int_{-\infty}^z f(x, v-x) dv dx$$

$$= \int_{-\infty}^z \underbrace{\int_{-\infty}^{\infty} f(x, v-x) dx}_{g(v)} dv$$

$$v \in (-\infty, z)$$

$$v < z$$

$$\underbrace{y+x < z}_{y < z-x}$$

$$F_Z(z) = \int_{-\infty}^z g(v) dv$$

$$f_Z(z) = g(z) = \int_{-\infty}^{\infty} f(x, z-x) dx$$

$$Z = \underline{X+Y}, \quad (X, Y) \text{ joint density } f(x, y)$$

$$f_Z(z) = \int_{-\infty}^{\infty} f(x, z-x) dx$$

for ind. X, Y :

$$f_Z(z) = \int_{-\infty}^{\infty} f_X(x) f_Y(z-x) dx$$

$$\underline{(f_X * f_Y)(z)} = \quad \nearrow$$

Convolutions III

- If we want to find the cdf of Z , then:

$$\begin{aligned}F_Z(z) &= P(Z \leq z) \\&= P(X + Y \leq z) \\&= \int \int_{\{x+y \leq z\}} f(x, y) dy dx \\&= \int_{-\infty}^{\infty} \int_{-\infty}^{z-x} f(x, y) dy dx \\&= \int_{-\infty}^{\infty} \int_{-\infty}^z f(x, v - x) dv dx \\&= \int_{-\infty}^z \int_{-\infty}^{\infty} f(x, v - x) dx dv\end{aligned}$$

Convolutions IV

- Differentiating both sides, the fundamental theorem of calculus (with proper assumptions) gives

$$f_Z(z) = \int_{-\infty}^{\infty} f(x, z-x) dx$$

- Like in the discrete case, if X and Y are independent, then

$$f_Z(z) = \int_{-\infty}^{\infty} f_X(x) f_Y(z-x) dx$$

- This integral is called the **convolution** of the functions f_X and f_Y .

Convolutions V

Example: Sum of Exponential RVs

Suppose that the lifetime of an electrical component is exponentially distributed with rate λ , and that an independent and identical backup is available. If the system operates as long as one of the components is functional, and the components will not be replaced if they fail, what is the distribution of the life of the system?

Solution: $T_1 = \overset{\text{life}}{\text{time of component 1}} \sim \text{exp}(\lambda)$
 $\rightarrow T_2 = \text{lifetime of component 2} \sim \text{exp}(\lambda)$

$X = T_1 + T_2$, total lifetime of the system.

T_1 and T_2 are indp.

$$\rightarrow f_X(x) = \int_{-\infty}^{\infty} f_1(t) \underbrace{f_2(x-t)}_{\substack{\text{exponential,} \\ t \geq 0}} dt$$

Annotations: ∞ and $-\infty$ are circled. An arrow points from T_2 to ∞ . Another arrow points from 0 to $-\infty$. A third arrow points from $t \geq 0$ to the underlined $f_2(x-t)$.

$$x-t > 0 \quad t < x$$

$$= \int_0^x \lambda e^{-\lambda t} \cdot \lambda e^{-\lambda(x-t)} dt$$

$$= \lambda^2 \int_0^x e^{-\lambda x} dt$$

$$= \lambda^2 \left[t e^{-\lambda x} \right]_0^x = \lambda x e^{-\lambda x} \quad x \geq 0$$

$$X = T_1 + T_2$$

$$f_X(x) = \lambda^2 x e^{-\lambda x}, \quad x > 0$$

$$\sim \text{Gamma}(2, \lambda)$$

→ sum of 2 ind. $\exp(\lambda)$

R.V.S is $\text{Gamma}(2, \lambda)$

n indepene.



$$\sum x_i \sim \text{Gamma}(n, \lambda)$$

Convolutions VI

- In the previous example, note carefully the change in integration:
 - The exponential density is only positive when $t > 0$, and zero every where else.
 - Thus, from $(-\infty, 0)$, the integral is zero.
 - Similarly, we evaluate the density at $x - t$, and hence when $t > x$, the integral is also zero.
- You may notice that the density of $X = T_1 + T_2$ that we calculated is the same as a gamma distribution with parameters 2 and λ .

Quotients of random variables

$$g(x, y) = y/x \quad \}$$

- Let X and Y be jointly continuous random variables, and let $Z = Y/X$.
- Our derivation for the pdf of Z is similar as what we did with the sum: find the cdf, then take the derivative.
- $F_Z(z) = P(Z \leq z) = P(Y/X \leq z)$. Thus, we are interested in the probability of the set $\{x, y : y/x \leq z\}$. 
- We have to be a little careful about what happens if $X = 0$, so we will split it into two parts:
 - If $x > 0$, then the set is $y \leq xz$.
 - If $x < 0$, then the set is $y \geq xz$. 

$$\iint_A f(x, y) dx dy$$

Quotients of random variables II

Thus,

$$F_Z(z) = \int_{-\infty}^0 \int_{xz}^{\infty} f(x, y) dy dx + \int_0^{\infty} \int_{-\infty}^{xz} f(x, y) dy dx.$$

- To remove dependence of the inner integrals on x , we make the change of variables $y = \underline{xv}$:

$$dy = x dv$$

$$\begin{aligned} F_Z(z) &= \int_{-\infty}^0 \int_z^{-\infty} x f(x, xv) dv dx + \int_0^{\infty} \int_{-\infty}^z x f(x, xv) dv dx \\ &= \int_{-\infty}^0 \int_{-\infty}^z (-x) f(x, xv) dv dx + \int_0^{\infty} \int_{-\infty}^z \underbrace{x f(x, xv)}_{|x| f} dv dx \\ &= \int_{-\infty}^z \int_{-\infty}^{\infty} |x| f(x, xv) dx dv \end{aligned}$$

$x < 0$

$x > 0$

$$|x| = -x$$

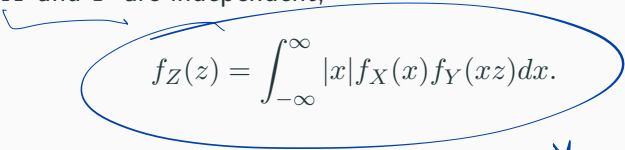
$\int_{-\infty}^{\infty}$

Quotients of random variables III

- And differentiating both sides, we obtain

$$f_Z(z) = \int_{-\infty}^{\infty} |x| f(x, xz) dx.$$

- If X and Y are independent,


$$f_Z(z) = \int_{-\infty}^{\infty} |x| f_X(x) f_Y(xz) dx.$$

density of $z = \frac{Y}{X}$

Example: Cauchy density

- Let X and Y be independent, standard normal random variables.

$$f(t) = \frac{1}{\sqrt{2\pi}} e^{-t^2/2}$$

- We wish to find the pdf of $Z = Y/X$.

- Using the expression we previously derived for the quotient of independent RVs, we have

$$f_Z(z) = \int_{-\infty}^{\infty} |x| f_X(x) f_Y(xz) dx$$

$$\rightarrow f_Z(z) = \int_{-\infty}^{\infty} \frac{|x|}{2\pi} e^{-x^2/2} e^{-x^2 z^2/2} dx$$

$$= 2 \int_0^{\infty} \frac{x}{2\pi} e^{-x^2/2} e^{-x^2 z^2/2} dx$$

$$= \frac{1}{\pi} \int_0^{\infty} x e^{-x^2(z^2+1)/2} dx$$

$$u = x^2,$$

$$du = 2x dx$$

$$= \frac{1}{2\pi} \int_0^{\infty} e^{-u((z^2+1)/2)} du$$

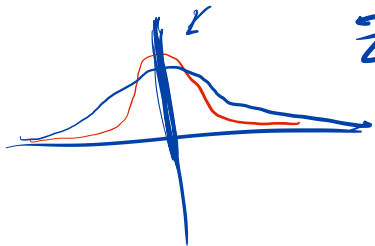
$$\rightarrow \lambda = (z^2+1)/2$$

$$= \frac{1}{2\lambda\pi} \int_0^{\infty} \lambda e^{-u\lambda} du$$

$$= \frac{1}{2\lambda\pi} = \frac{1}{\pi(z^2+1)}$$

$$\frac{Y}{X} \sim \text{Cauchy}$$

Cauchy density.



$$Z = \frac{Y}{X}$$

$$E[Z] = \int_{-\infty}^{\infty} z f(z) dz$$

$$\times \int_{-\infty}^{\infty} |z| f(z) dz < \infty$$

Example: Cauchy density II

- Because the integrand is symmetric, we can re-express this as

$$\begin{aligned} f_Z(z) &= 2 \int_0^\infty \frac{|x|}{2\pi} e^{-x^2/2} e^{-x^2 z^2/2} dx \\ &= \frac{1}{\pi} \int_0^\infty x e^{-x^2((z^2+1)/2)} dx \\ &= \frac{1}{2\pi} \int_0^\infty e^{-u((z^2+1)/2)} du \\ &= \frac{1}{2\lambda\pi} \int_0^\infty \lambda e^{-u\lambda} du \\ &= \frac{1}{\pi(z^2 + 1)}, \quad -\infty < z < \infty. \end{aligned}$$

Example: Cauchy density III

- Here, I made the substitution $\lambda = (z^2 + 1)/2$, and the integral was calculated using the fact that the pdf of the exponential distribution integrates to one: $\int_0^\infty \lambda e^{-\lambda x} dx = 1$.
- This density is called the **Cauchy density**.
- Like the standard normal, the Cauchy density is symmetric about zero and bell-shaped, but the tails of the Cauchy tend to zero very slowly.
- [Here is a link](#) showing this comparison.

The General Case

- There is also a way to find the pdf of more general cases, }
though the derivation is outside the scope of this course.
- Let X and Y be jointly distributed, continuous RVs, and suppose we are interested in the joint pdf of $\textcircled{U} = g_1(X, Y)$, $\textcircled{V} = g_2(X, Y)$, where g_1 and g_2 are invertible functions with continuous partial derivatives. $(U, V) = (g_1(X, Y), g_2(X, Y))$
- We will denote the inverse of g_1 and g_2 as $X = h_1(U, V)$ and $Y = h_2(U, V)$, respectively.
- The pdf of (U, V) can be calculated in two ways:

The General Case II

Proposition 3.1: Multivariate transformations

Under the assumptions above, the joint density of U and V is

$$\begin{aligned} f_{UV}(u, v) &= f_{XY}(h_1(u, v), h_2(u, v)) \left| J_h(u, v) \right| \\ &= f_{XY}(x, y) \left| J_g^{-1}(x, y) \right| \end{aligned}$$

for (u, v) such that $u = g_1(x, y)$ and $v = g_2(x, y)$ for some (x, y) , and 0 otherwise.

The General Case III

- Above, we call J_f the **Jacobian determinant** (or just Jacobian) of f . It is equal to the matrix of partial derivatives:

$$J_h = \det \begin{bmatrix} \frac{\partial h_1}{\partial u} & \frac{\partial h_1}{\partial v} \\ \frac{\partial h_2}{\partial u} & \frac{\partial h_2}{\partial v} \end{bmatrix} = \left(\frac{\partial h_1}{\partial u} \right) \left(\frac{\partial h_2}{\partial v} \right) - \left(\frac{\partial h_2}{\partial u} \right) \left(\frac{\partial h_1}{\partial v} \right)$$

$$J_g = \det \begin{bmatrix} \frac{\partial g_1}{\partial x} & \frac{\partial g_1}{\partial y} \\ \frac{\partial g_2}{\partial x} & \frac{\partial g_2}{\partial y} \end{bmatrix} = \left(\frac{\partial g_1}{\partial x} \right) \left(\frac{\partial g_2}{\partial y} \right) - \left(\frac{\partial g_2}{\partial x} \right) \left(\frac{\partial g_1}{\partial y} \right)$$

- The reason these two expressions are equal is because $J_h = J_g^{-1}$, and we defined $x = h_1(u, v)$ and $y = h_2(u, v)$; you end up with the same result, but sometimes one might be an easier calculation than the other. Both versions are fairly common in textbooks and courses.

The General Case IV

- I find the first line of the proposition more intuitive: it's a function of u and v , so let's start by calculating the Jacobian of the inverse transformation so that all variables are u and v .
- The textbook uses the second line approach. You might find this more intuitive, as it is a generalization of the single dimensional case.

10/23 review

Ch3 - Joint RVs

→ fn's of RV.

→ $Z = X + Y$, we want pmf/pdf Z

• X and Y are independent ($X \perp Y$)

then pdf Z is the convolution of

X Y :

$$f_Z(z) = (f_X * f_Y)(z) = \int_{-\infty}^{\infty} f_X(x) f_Y(z-x) dx$$

→ $Z = \frac{Y}{X}$

• \perp $X \perp Y$, $f_Z(z) = \int_{-\infty}^{\infty} |x| f_X(x) f_Y(zx) dx$

- $(x, y) \xrightarrow{g} (u, v)$

$$g(x, y) = \left(\underset{u}{g_1(x, y)}, \underset{v}{g_2(x, y)} \right)$$

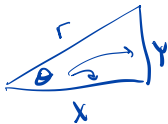
$$x = h_1(u, v), \quad y = h_2(u, v)$$

- $f_{u,v}(u, v) = \underbrace{f_{x,y}(h_1(u, v), h_2(u, v))}_{\substack{\downarrow \\ x, y}} \cdot |J_n(u, v)|$

$$J_n = \det \begin{bmatrix} \frac{\partial h_1}{\partial u} & \frac{\partial h_1}{\partial v} \\ \frac{\partial h_2}{\partial u} & \frac{\partial h_2}{\partial v} \end{bmatrix}$$



$$\rightarrow (x, y) \mapsto (r, \theta)$$



$$r^2 = x^2 + y^2$$

$$r = \sqrt{x^2 + y^2}$$

$$h: (r, \theta) \mapsto (x, y)$$

$$r \cos(\theta) = x = h_1(r, \theta)$$

$$r \sin(\theta) = y = h_2(r, \theta)$$

$$r = g_1(x, y) = \sqrt{x^2 + y^2}$$

$$\tan \theta = \frac{y}{x} \Rightarrow$$

$$J_h = r = \det \begin{bmatrix} \cos(\theta) & -r \sin \theta \\ \sin(\theta) & r \cos \theta \end{bmatrix}$$

$$\theta = g_2(x, y) = \arctan\left(\frac{y}{x}\right)$$

$$= r \cos^2 \theta + r \sin^2 \theta = r$$

Example: Polar Coordinates

- Suppose that X and Y are independent standard normal RVs. Their joint pdf is

$$f_{XY}(x, y) = \frac{1}{2\pi} e^{-(x^2/2) - (y^2/2)}.$$

- We wish to find the joint pdf of $R = \sqrt{X^2 + Y^2}$, and

$$\Theta = \arctan(y/x).$$

$$\in [0, 2\pi]$$



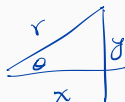
- Thus, we have

$$\begin{cases} g_1(x, y) = \sqrt{x^2 + y^2} = r \\ g_2(x, y) = \arctan(y/x) = \theta, & \text{if } x \neq 0, \text{ and } \theta = 0 \text{ o.w.} \end{cases}$$

Example: Polar Coordinates II

- The inverse transformations are

$$\begin{cases} h_1(r, \theta) = r \cos \theta = x \\ h_2(r, \theta) = r \sin \theta = y. \end{cases}$$



$$\cos \theta = \frac{x}{r}$$
$$r \cos \theta = x$$

- The Jacobian of the inverse transformation J_h is

$$\begin{aligned} J_h(r, \theta) &= \det \begin{bmatrix} \frac{\partial h_1}{\partial r} & \frac{\partial h_1}{\partial \theta} \\ \frac{\partial h_2}{\partial r} & \frac{\partial h_2}{\partial \theta} \end{bmatrix} \\ &= \det \begin{bmatrix} \cos \theta & -r \sin \theta \\ \sin \theta & r \cos \theta \end{bmatrix} \\ &= r \cos^2 \theta + r \sin^2 \theta = r \\ &= r (\cos^2 \theta + \sin^2 \theta) \\ &\quad \downarrow \\ &\quad 1 \end{aligned}$$

Example: Polar Coordinates III

- Therefore, the joint distribution is

$$\begin{aligned} f_{R\Theta}(r, \theta) &= r f_{XY}(r \overset{h_1(r, \theta)}{\cos \theta}, r \overset{h_2(r, \theta)}{\sin \theta}) \\ &= \frac{r}{2\pi} e^{-r^2 \cos^2 \theta / 2 - r^2 \sin^2 \theta / 2} \\ &= \frac{r}{2\pi} e^{-r^2 / 2}. \end{aligned}$$

Handwritten notes: $r = |\mathbf{J}_h(u, v)|$ (above the first line), \leftarrow (pointing to the final result).

- As always, we can't forget the **support**, or values over which the density is positive. Here, because $(X, Y) \in \mathbb{R}^2$, the transformations imply that $\Theta \in [0, 2\pi]$, and $R \geq 0$.

Transformations of many variables

- Proposition 3.1 can be generalized to transformations of more than two random variables. If X_1, \dots, X_n have the joint density function $f_{X_1 \dots X_n}$, and

$$\begin{aligned} Y_i &= g_i(X_1, \dots, X_n), \quad i = 1, \dots, n \\ X_i &= h_i(Y_1, \dots, Y_n), \quad i = 1, \dots, n \end{aligned}$$

And if J_g is the determinant of the matrix with the ij th entry $\partial g_i / \partial x_j$, and J_h is the determinant of the matrix with entry $\partial h_i / \partial y_j$, then the joint density of Y_1, \dots, Y_n is

$$f_{Y_1 \dots Y_n}(y_1, \dots, y_n)$$

$$= f_{X_1 \dots X_n}(x_1, \dots, x_n) |J_g^{-1}(x_1, \dots, x_n)|$$

$$= f_{X_1 \dots X_n}(h_1(y_1, \dots, y_n), \dots, h_n(y_1, \dots, y_n)) |J_h(y_1, \dots, y_n)|$$

$$J_n = \det \begin{vmatrix} \frac{\partial h_1}{\partial y_1} & \frac{\partial h_1}{\partial y_2} & \dots \\ \frac{\partial h_2}{\partial y_1} & \dots & \dots \\ \vdots & \vdots & \ddots \end{vmatrix}$$

Final Comments

$$(X, Y) \mapsto Z \quad Z = X + Y \quad \text{or} \quad Z = \frac{Y}{X}$$

- In the transformation formulas, we always transform n variables to n variables. In practice, you might want to consider a transformation from $n \mapsto m$, with $m \leq n$. In this case, there are two main approaches:
 - Start from scratch, just like we did for sums and quotients of random variables.
 - Create dummy variables to make $m = n$ (i.e., $Y_k = X_k$), calculate Jacobian, and then integrate out the dummy variables.

Order Statistics

Extrema and Order Statistics

- At times we are interested in properties of ordered collections of random variables.
- For instance, if we have n independent and identical random variables, what's the distribution of the **maximum** or **minimum** of this collection of random variables?
- More generally, we might want to find the distribution of the k th random variable, with $k \in \{1, 2, \dots, n\}$.

Extrema and Order Statistics II

Example: Maximum

Let X_1, X_2, \dots, X_n be independent and identically distributed random variables, with distribution function $F(x)$ and density $f(x)$. Let $X_{(1)}, X_{(2)}, \dots, X_{(n)}$ be the ordered random variables, such that $X_{(1)}$ is the minimum and $X_{(n)}$ is the maximum. Find the density function and pdf of $X_{(n)}$.

$$\begin{aligned} \bullet F_{X_{(n)}}(x) &= P(X_{(n)} \leq x) \\ &= P(X_1 \leq x, X_2 \leq x, \dots, X_n \leq x) \\ &= \prod_{i=1}^n P(X_i \leq x) = \prod_{i=1}^n P(X_1 \leq x) \\ &= [F(x)]^n \end{aligned}$$

$$\begin{aligned}
 f_{x^{(n)}}(x) &= \frac{d}{dx} F_{x^{(n)}}(x) = \frac{d}{dx} [F(x)]^n \\
 &= n [F(x)]^{n-1} \cdot f(x) \\
 &= n F^{n-1}(x) f(x) \quad \checkmark
 \end{aligned}$$

Extrema and Order Statistics III

Example: Maximum

Using the same setup as above, find the distribution and density functions for the minimum, $X_{(1)}$. cdf: $F(x)$, pdf $f(x)$

$$F_{X_{(1)}}(x) = P(X_{(1)} \leq x)$$

$$P(X_{(1)} > x) = P(X_1 > x, X_2 > x, \dots, X_n > x)$$

$$= \prod_{i=1}^n P(X_i > x)$$

$$= \prod_{i=1}^n (1 - P(X_i \leq x))$$

\downarrow
 $F(x)$

$$= (1 - F(x))^n$$

$$F_{X_{(n)}}(x) = 1 - P(X_{(n)} > x)$$

$$= 1 - (1 - F(x))^n$$

$$\begin{aligned} f_{X_{(n)}}(x) &= -n(1 - F(x))^{n-1} \cdot (-f(x)) \\ &= n(1 - F(x))^{n-1} f(x) \end{aligned}$$

Extrema and Order Statistics IV

Theorem 3.1: Order statistic for continuous random variables

Let X_1, \dots, X_n be continuous random variables, with cdf and pdf F and f , respectively. If the ordered random variables are $X_{(1)}, \dots, X_{(n)}$, then the cdf of $X_{(j)}$, $j \in \{1, 2, \dots, n\}$ is

$$F_{X_{(j)}}(x) = \sum_{k=j}^n \binom{n}{k} [F(x)]^k [1 - F(x)]^{n-k}.$$

- Let $Y = \#$ of the X_i 's s.t. $X_i \leq x$
- let's define $X_i \leq x$ as a "success"
- n trials, $p = P(X_i \leq x)$

$$Y \sim \text{Bin}(n, p = \underbrace{P(X_i \leq x) = F(x)})$$

- if $X_{(j)} \leq x$, then :

$\rightarrow j$ of the X_i are less than x .

$$P(X_{(j)} \leq x) = P(Y \geq j)$$

$$= \sum_{k=j}^n \binom{n}{k} [F(x)]^k [1-F(x)]^{n-k}$$

Extrema and Order Statistics V

Theorem 3.2: The pdf of ordered statistics

Consider the same setup as Theorem 3.1. That is, $X_{(1)}, \dots, X_{(n)}$ represent the order statistics of a random sample. Then the pdf of $X_{(j)}$ is

$$f_{X_{(j)}}(x) = \frac{n!}{(j-1)!(n-j)!} f(x) [F(x)]^{j-1} [1-F(x)]^{n-j}.$$

$$\binom{n}{k+1} (k+1) = \binom{n}{k} (n-k) \quad \checkmark$$
$$\binom{n}{k+1} (k+1) = \frac{n!}{(n-k-1)!(k+1)!} (k+1)$$

\nwarrow
 $(k+1)(k!)$

$$= \frac{n!}{(n-k-1)! k!}$$

$$= \frac{n!}{(n-k)(n-k-1)! k!} \cdot (n-k)$$

$$= \frac{n!}{(n-k)! k!} (n-k) = \binom{n}{k} (n-k)$$

$$f_{X_{(i)}}(x) = \frac{d}{dx} F_{X_{(i)}}(x)$$

$$= \left(\frac{d}{dx} \right) \sum_{k=j}^n \binom{n}{k} [F(x)]^k (1-F(x))^{n-k}$$

$$= \sum_{k=j}^n \binom{n}{k} \left[k F(x)^{k-1} \cdot f(x) (1-F(x))^{n-k} + (n-k) f(x) F(x)^k (1-F(x))^{n-k-1} \right]$$

$$= \sum_{k=j}^n \binom{n}{k} \left[k F(x)^{k-1} f(x) (1-F(x))^{n-k} \right] + \sum_{k=j}^n \binom{n}{k} \left[\underset{\substack{\uparrow \\ (n-k)}}{(n-k) f(x) F(x)^k (1-F(x))^{n-k-1}} \right]$$

(n-n)=0

$$= \binom{n}{j} j F(x)^{j-1} f(x) (1-F(x))^{n-j}$$

$$+ \sum_{k=j+1}^n \binom{n}{k} \left[k F(x)^{k-1} f(x) (1-F(x))^{n-k} \right] + \sum_{k=j}^{n-1} \binom{n}{k} (n-k) f(x) F(x)^k (1-F(x))^{n-k-1}$$

$$\sum_{k=j}^{n-1} \binom{n}{k+1} (k+1) F(x)^k f(x) (1-F(x))^{n-k-1}$$

$$\hookrightarrow \binom{n}{k+1} (k+1) = \binom{n}{k} (n-k)$$

$$f_{X_{Y,1}}(x) = \binom{n}{j} j! F(x)^{j-1} f(x) (1-F(x))^{n-j}$$

$$= \frac{n!}{(j-1)!(n-j)!} f(x) F(x)^{j-1} (1-F(x))^{n-j}$$

↑

Extrema and Order Statistics VI

Example: Uniform order statistic pdf

Let X_1, \dots, X_n be independent $\text{Uniform}(0, 1)$ random variables, so that $f(x) = 1[0 < x < 1]$, and $F_X(x) = x$. Find the pdf of the j th order statistic.

$$\begin{aligned} f_{X_{(j)}}(x) &= \frac{n!}{(j-1)!(n-j)!} x^{j-1} (1-x)^{n-j}, \quad 0 \leq x \leq 1 \\ &= \frac{\Gamma(n+1)}{\Gamma(j) \Gamma(n-j+1)} x^{j-1} (1-x)^{(n-j+1)-1} \\ &\sim \text{Beta}(j, n-j+1) \end{aligned}$$

Note: for integer n , $n! = \Gamma(n+1)$

Extrema and Order Statistics VII

- The joint distribution of two or more order statistics can also be derived, and is useful for deriving the density of some statistics of interest.

Theorem 3.3: joint pdf of order statistics

Consider the same setup as Theorem 3.1. That is, $X_{(1)}, \dots, X_{(n)}$ represent the order statistics of a random sample. Then the joint pdf of $\underline{X_{(i)}}, \underline{X_{(j)}}$, $1 \leq i < j \leq n$ is

$$f_{X_{(i)}, X_{(j)}}(u, v) = \frac{n!}{(i-1)!(j-1-i)!(n-j)!} f(u)f(v)(F(u))^{i-1} \times (F(v) - F(u))^{j-1-i} (1 - F(v))^{n-j},$$

for $-\infty < u < v < \infty$.

Extrema and Order Statistics VIII

Example: Midrange and Range

Let X_1, \dots, X_n be independent uniform(0, a) random variables, and denote the i th order statistic as $X_{(i)}$. The **range** of a sample is defined as the difference between the largest and smallest observations, $R = X_{(n)} - X_{(1)}$. Define the **midrange** as the midpoint between the minimum and maximum observations, $V = (X_{(1)} + X_{(n)})/2$. Find the pdf of both R and V .

$$(X_{(1)}, X_{(n)}) \mapsto (R, V) \quad J_n$$

$$f_{X_{(1)}, X_{(n)}}(x_1, x_n) = \frac{n(n-1)(x_n - x_1)^{n-2}}{a^n}, \quad 0 \leq x_1 \leq x_n \leq a$$

$$R = x_{(n)} - x_{(1)}, \quad g_1(x_1, x_n) = x_n - x_1 = r$$

$$V = (x_{(n)} + x_{(1)})/2, \quad g_2(x_1, x_n) = \frac{x_1 + x_n}{2} = v$$

$$x_n - x_1 = r$$

$$x_n = r + x_1$$

$$2V = x_1 + x_n$$

$$x_1 = 2V - x_n$$

$$x_n = r + 2V - x_n$$

$$2x_n = r + 2V$$

$$h_2(r, v) = x_n = \frac{r + 2v}{2} = v + \frac{r}{2}$$

$$h_1(r, v) = x_1 = v - r/2$$

$$J_n = \begin{vmatrix} \frac{\partial h_1}{\partial r} & \frac{\partial h_1}{\partial v} \\ \frac{\partial h_2}{\partial r} & \frac{\partial h_2}{\partial v} \end{vmatrix} = \begin{vmatrix} -1/2 & 1 \\ 1/2 & 1 \end{vmatrix} \\ = \begin{vmatrix} -1/2 & -1/2 \end{vmatrix} = -1$$

$$f_{R,V}(r,v) = f_{x_1, x_n}(h_1(r,v), h_2(r,v)) |J_n|$$

$$= \frac{n(n-1) (h_2(r,v) - h_1(r,v))^{n-2}}{a^n} \begin{pmatrix} v + r/2 \\ h_2 \end{pmatrix} - \begin{pmatrix} v - r/2 \\ n_1 \end{pmatrix}$$

$$= \frac{n(n-1) (r)^{n-2}}{a^n}$$

if $a=1$

$$R \sim \text{Beta}(n-1, 2)$$

$$0 \leq r \leq a, \quad r/2 \leq v \leq a - r/2$$

$$\{ (x_1, x_n) : 0 \leq x_1 \leq x_n \leq a \} \xrightarrow{g} \{ (r, v) : 0 < r < a, r/2 < v < (a-r)/2 \}$$

$$0 < x_n - x_1 < a \Rightarrow 0 < r < a$$

$$g_1(x_1, x_n) = x_n - x_1$$

$$0 < x_1 < x_n < a$$

$$0 < h_1(r, v) < h_2(r, v) < a$$

$$0 < v - r/2 < v + r/2 < a$$

$$\begin{cases} v < v + r < a + r/2 \\ v - r < v < a - r/2 \end{cases}$$

$$X_i \sim U(0, a), \quad 0 \leq X_i \leq a, \quad \underbrace{0 \leq X_{(1)} \leq X_{(n)} \leq a}_{\uparrow}$$

$$0 \leq X_{(n)} - X_{(1)} \leq a$$

$$(n\text{-variables}) \rightarrow (m\text{ variables}) \quad \underbrace{0 \leq r \leq a}_{\rightarrow}$$

$$m \leq n$$

$$\left. \begin{aligned} X_{(1)} &= h_1(r, v) = v - \frac{r}{2} \\ X_{(n)} &= h_2(r, v) = v + \frac{r}{2} \end{aligned} \right\}$$

only want

distrib of $R = X_{(n)} - X_{(1)}$ $0 \leq X_{(1)} \leq v - \frac{r}{2}$

$$X_{(n)} \leq a$$

$$v + \frac{r}{2} \leq a$$

$$v = \frac{X_{(1)} + X_{(n)}}{2}$$

$$\frac{r}{2} \leq v$$

$$v \leq a - \frac{r}{2}$$

$$\left\{ (r, v): 0 \leq r \leq a, \quad \frac{r}{2} \leq v \leq a - \frac{r}{2} \right\} \leftarrow \text{new support}$$

- find marginal of R ,

$$f_R(r) = \int_V f(r, v) dv$$

$$f(r, v) = \frac{n(n-1)r^{n-2}}{a^n}$$

$$0 < r < a, \quad \frac{r}{2} < v < a - \frac{r}{2}$$

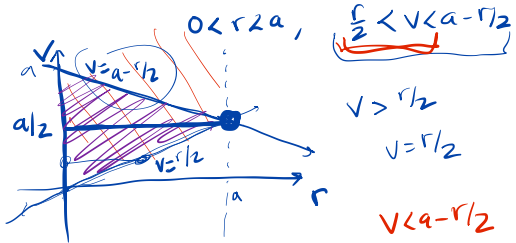
$$f_R(r) = \int_{r/2}^{a-r/2} \frac{n(n-1)r^{n-2}}{a^n} dv$$

$$= \frac{n(n-1)r^{n-2}}{a^n} \left(v \right)_{r/2}^{a-r/2}$$

$$= \frac{n(n-1)r^{n-2}}{a^n} (a-r)$$

$0 < r < a$

$$\bullet f_v(v) = \int_R f(r, v) dr$$



$$= \int_R f(r, v) dr$$

$$v < a/2, 0 < r < 2v$$

$$v > a/2, 0 < r < 2(a-v)$$

$$v = a/2$$

$$= I\left[v < \frac{a}{2}\right] \int_0^{2v} f(r, v) dr$$

$$+ I\left[v > \frac{a}{2}\right] \int_0^{2(a-v)} f(r, v) dr$$

$$v = a - r/2$$

$$v - a = -r/2$$

$$2a - 2v = r$$

$$2(a-v) = r$$

$$f(r, v) = \frac{n(n-1) r^{n-2}}{a^n} \leftarrow \frac{1}{(n-1)} r^{n-1}$$

$$\Rightarrow f_v(v) = \int_R f(r, v) dr$$

$$= \begin{cases} \frac{n(2v)^{n-1}}{a^n}, & 0 < v \leq a/2 \\ \frac{n(2(a-v))^{n-1}}{a^n}, & \frac{a}{2} < v \leq a \end{cases}$$

Extrema and Order Statistics IX

- The joint pdf of more than two order statistics can also be found.

$$f_{X_{(1)}, X_{(2)}, X_{(3)}}(x_1, x_2, x_3)$$

- Perhaps the most useful is the joint pdf of all of the order statistics:

$$f_{X_{(1)}, \dots, X_{(n)}}(x_1, \dots, x_n) = \begin{cases} n! f(x_1) \cdots f(x_n) & -\infty < x_1 < \dots < x_n \\ 0 & \text{otherwise} \end{cases}$$


- The $n!$ arises naturally because it is the number of ways to arrange n items.

$$f_{X_{(1)}, X_{(2)}, X_{(3)}}(x_1, x_2, x_3) = \int f d(X_l)$$

- Conditional and marginal densities of order statistics can be found using formulas for conditional and marginal densities, as needed.

l is vector
(1, 2, ..., n),
without comp.
info.

Extrema and Order Statistics X

- There are a few more useful theorems / identities that are useful, and their derivation is similar.
 - I'll just present these theorems without proof for now, but proofs can be found in Casella and Berger (2024, Chapter 5.4).
- 

Theorem 3.4: Discrete random variables

Let X_1, \dots, X_n be a sample from a discrete distribution with pmf $p(x_i) = p_i$. If we define $P_0 = 0$, and for all $i \geq 1$ $P_i = \sum_{j=1}^i p_j$, then the cdf and pmf of the order statistic $X_{(j)}$ are given by

$$P(X_{(j)} \leq x_i) = \sum_{k=j}^n \binom{n}{k} P_i^k (1 - P_i)^{n-k},$$

and

$$P(X_{(j)} = x) = \sum_{k=j}^n \binom{n}{k} [P_i^k (1 - P_i)^{n-k} - P_{i-1}^k (1 - P_{i-1})^{n-k}].$$

Theorem 3.5: Joint distributions

If $X_{(1)}, \dots, X_{(n)}$ denote the order statistics of a random sample from a continuous population with cdf $F(x)$ and pdf $f(x)$, then for any $1 \leq i < j \leq n$, the joint pdf of $X_{(i)}$ and $X_{(j)}$ is

$$f_{X_{(i)}, X_{(j)}}(u, v) = \frac{n!}{(i-1)!(j-1-i)!(n-j)!} f(u) f(v) \\ \times [F(u)]^{i-1} [F(v) - F(u)]^{j-1-i} [1 - F(v)]^{n-j}.$$

References and Acknowledgements

- Compiled on October 2, 2025 using R version 4.5.1.
- Licensed under the [Creative Commons Attribution-NonCommercial license](#). Please share and remix non-commercially, mentioning its origin.
- We acknowledge [students and instructors for previous versions of this course / slides](#).



References and Acknowledgements II

- Casella G, Berger R (2024). *Statistical inference*. Chapman and Hall/CRC.
- Resnick S (2019). *A probability path*. Springer.
- Rice JA (2007). *Mathematical statistics and data analysis*, volume 371. 3 edition. Thomson/Brooks/Cole Belmont, CA.
- Wikipedia contributors (2025). “Copula (statistics)#Sklar’s Theorem: Wikipedia, The Free Encyclopedia.” [Online; accessed 18-August-2025], URL [https://en.wikipedia.org/w/index.php?title=Copula_\(statistics\)&oldid=1303484991](https://en.wikipedia.org/w/index.php?title=Copula_(statistics)&oldid=1303484991).